

RDA

資源描述與檢索

中華民國圖書館學會
資訊組織進階班講習會
台北市 國家圖書館
2011年八月十日

參考資料

- 下列作者在ALA 2011年會演講的講義
 - ▣ Adam Schiff
 - ▣ Chris Oliver
 - ▣ Judy Kuhagen
- JSC RDA 網站
- RDA 線上工具 (RDA Toolkit)
- Report and Recommendations of the US RDA Test Coordinating Committee

演講大綱

3

□ 上午


- RDA 簡介
- 最新發展
- 認識 RDA
- RDA vs. AACR2
- 使用 RDA 線上工具編目流程 (RDA Toolkit workflow)

□ 下午

- RDA 編目實務 (描述與檢索)
- 練習題

什麼是 RDA?

- Resource Description and Access
- 著錄書目資料的規範與原則
- 用意在取代 AACR2
- 為支援書目資源的發現而編訂
- 以國際編目原則 (International Cataloging Principles) 為依歸 (2009 年完成)
 - ▣ 編目規範應依據此原則來發展





*Image taken from De Gruyter site, 7/22/11

什麼是 RDA?

- 以兩個概念模式為基礎：FRBR 和 FRAD

- 滿足使用者執行四項工作
 - 查尋 (Find)
 - 辨認 (Identify)
 - 選擇 (Select)
 - 獲取 (Obtain)



*Images taken from IFLA & De Gruyter sites, 7/22/2011

- 為充分利用現今科技對資料截取, 儲存, 線上檢索與顯示的功能, 來編訂有彈性, 有效率的編目規範
- 清楚釐分書目資料的著錄與線上顯示 (與AACR2不同) (description vs. display)
- 是內容的著錄規範, 不是資料的規範 (content standards vs. data standards)

資源描述與檢索 (RDA) 目標與原則

7

- RDA 架構具一致性, 彈性與延展性
- 設計用來描述各不同內容類型及形式的資源
- 能與國際流通的標準, 規章與原則相容
- 符合資源描述機構 (如: 圖書館, 博物館, 出版商) 的需求並易被接受使用

RDA 源起

- 始於 2003年, JSC (Joint Steering Committee) 決定發展新編目規範來取代 AACR2, 初名 AACR3.
- 2005年, 鑒於此新編目規範應具國際性, 改名 RDA 並以 FRBR 實體為 RDA 結構依據.
- 2009年, RDA 初稿審核修訂完畢, 送交出版.
- 2010 年春, RDA 線上工具 (RDA Toolkit) 正式出版.
- 2010年秋, 開始為期三個月RDA 試編.
- 2011年六月, RDA 試編委員會報告出爐.

- Report and recommendations of the U.S. RDA Test Coordinating Committee
- 根據各試編圖書館的評論, 檢視並評估 RDA 是否達到原定目標.
 - 例: RDA 應提供具一致性, 彈性及延展性的架構, 適合各類型書目資源編目
 - 達到與未達到約各半
- 評估報告也做出重要的建議.
- PCC (美合作編目計畫) 立即表明支持.

- 聲明前瞻性的重要 (瞭解現階段若實施 RDA)
 - 對圖書館無立即經濟效益
 - 對讀者無立即幫助
- 往長遠看, 國際編目規範必須繼續發展, 即 RDA 必須往前走, 因為
 - AACR2 已不滿足現今需求
 - 編目必需走向國際化
 - 編目必需與相關領域相容 (如: 出版界)
 - 編目必需與現代科技結合

- 同意 2013 年 1 月後可實施 RDA, 先決條件是需完成下列任務:
 1. 以清楚, 明確, 平實的英文, 重新編寫 RDA (限時: 18 個月)
 2. 建立 RDA 正式修訂及更新程序 (3 個月)
 3. 改善 RDA 線上工具的系統功能 (3 個月)
 4. 建立完整 RDA 書目紀錄範例 (6 個月)
 5. 完成 RDA 資料單元及用語表 (registered RDA element sets and vocabularies) (6 個月) (已完成)

- 同意 2013 年 1 月後可實施 RDA, 先決條件是需完成下列任務:
 6. 發展新書目紀錄格式來取代 MARC (應具穩定持續發展進度) (18-24 個月)
 7. 建立完善的參與和溝通管道 (12 個月)
 8. 主導 RDA 訓練課程計畫 (18 個月)
 9. 徵求發展可運用 RDA 資料單元 (包括關係) 的輸入系統與資源發現系統模式 (18 個月)

RDA 試編後

13

- 各試編圖書館感想不一, 正負面均有
- 喜歡相關職責用語的使用 (relator term \$e)
- 稽核項不用簡寫的態度轉變
- 至少三機構已決定全面開始著錄 RDA 紀錄
 - ▣ University of Chicago
 - ▣ Stanford University
 - ▣ Brigham Young University
 - ▣ 和其他

14

認識 RDA

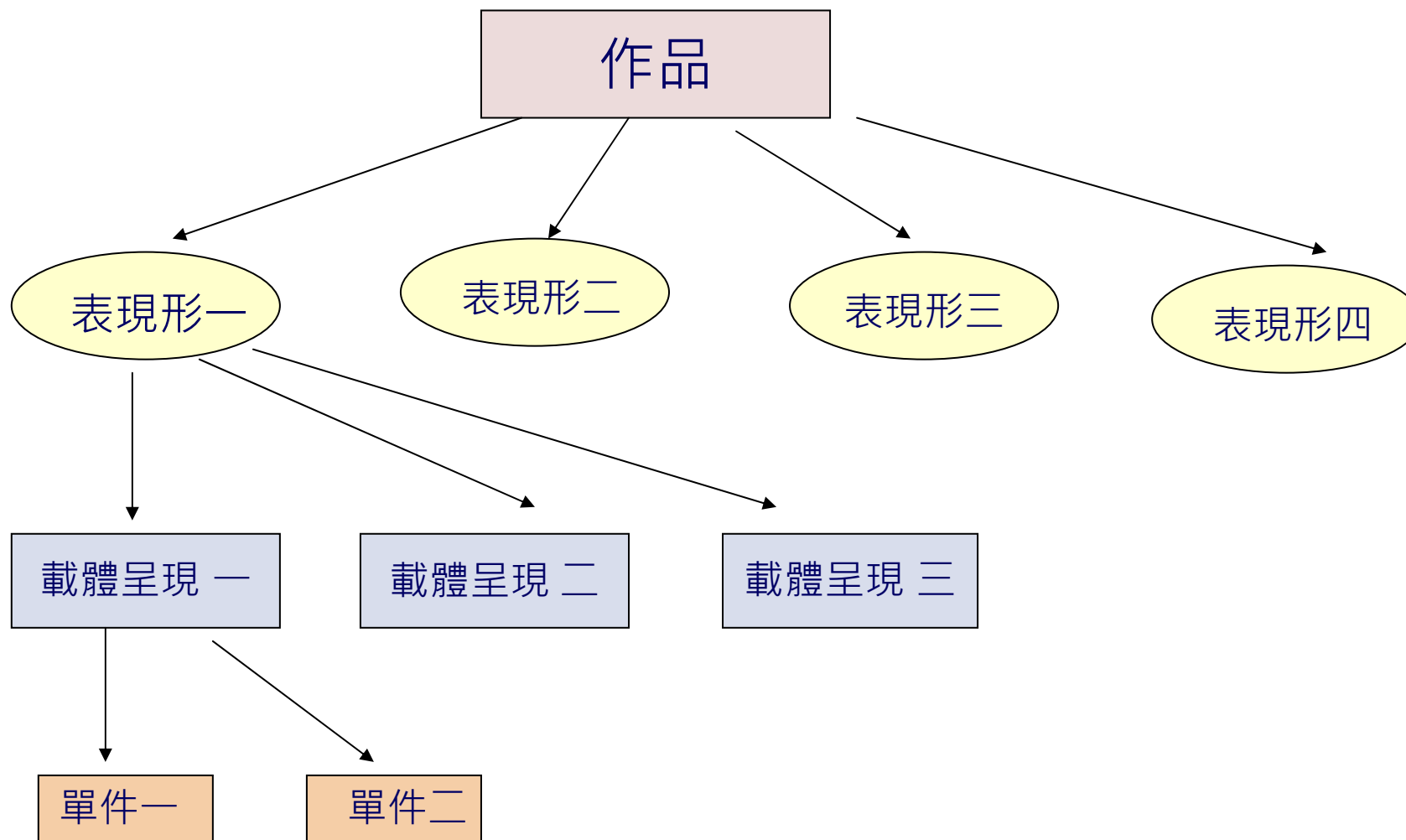
認識 FRBR 及其用語

15

- 實體 (entities), 屬性 (attributes), 關係 (relationships)
- FRBR 第一組實體 (Group 1 entities)
 - ▣ 作品 (work), 表現形 (expression), 載體呈現 (manifestation), 單件 (item)
- FRBR 第二組實體 (Group 2 entities)
 - ▣ 個人 (person), 家族 (family), 團體 (corporate)
- FRBR 第三組實體 (Group 3 entities)
 - ▣ 做為主題的實體

FRBR 第一組實體與關係

16



認識 RDA 組織結構

17

共分十個部分:

Sec. 1-4 著錄屬性 (Attributes)

Sec. 1 著錄載體呈現和單件項目 (Recording attributes of manifestation and item)

Sec. 2 著錄作品和表現形項目 (Recording attributes of work and expression)

Sec. 3 著錄個人, 家族和團體項目 (Recording attributes of person, family and corporate body)

Sec. 4 著錄觀念, 事物, 事件和地方項目 (Recording attributes of concept, object, event and place)

RDA 組織結構

18

共分十個部分：

Sec. 5-10 著錄關係

Sec. 5 著錄作品, 表現形, 載體呈現和單件間的主要關係
(Recording Primary Relationships between a Work, Expression,
Manifestation, and Item)

Sec. 6 著錄與資源相關的個人, 家族和團體間的關係
(Recording Relationships to Persons, Families, and Corporate
Bodies Associated with a Resource)

Sec. 7 著錄主題關係 (Recording Subject Relationships)

Sec. 8 著錄不同作品, 表現形, 載體呈現和單件間的關係
(Recording Relationships Between Works, Expressions,
Manifestations, and Items)

RDA 組織結構

19

共分十個部分：

Sec. 9 著錄個人, 家族和團體間的關係 (Recording Relationships Between Persons, Families, and Corporate Bodies)

Sec. 10 著錄觀念, 事物, 事件和地方間的關係 (Recording Relationships between Concepts, Objects, Events, and Places)

美國會圖書館著錄原則與 RDA 的實施 (LCPS) (Library of Congress Policy Statement)

20

- 解釋 LC 建立 RDA 書目紀錄著錄原則
- 初意用於 RDA 試編期, RDA 實施後, 應會繼續使用
- 相當於 AACR2 時代的 LCRI (Library of Congress Rule Interpretations)
- 只提供大原則, 儘量避免詳細著錄指示 (not like LCRI)
- 已併入 RDA Toolkit 中

3.4.1.5 Other Terms Used to Designate the Type of Unit **LCPS**

Use a term in common usage (including a trade name, if applicable) to designate the type of unit:

- a) if the carrier is in a newly developed format that is not yet covered in the list under 3.3.1.3 **RDA**
 - b) if none of the terms listed under 3.3.1.3 **RDA** is appropriate
- or*
- c) as an alternative to a term listed under 3.3.1.3 **RDA**, if preferred by the agency preparing the description.

(*Screen image from the RDA Toolkit (www.rdatoolkit.org) used by permission of the Co-Publishers for RDA (American Library Association, Canadian Library Association, and CILIP: Chartered Institute of Library and Information Professionals)"., 7/15/11)

認識 RDA

21

- RDA 核心資料 (Core elements)
 - ▣ 必需著錄的資料
 - ▣ 相當於 AACR2 的第一著錄層次 (level 1 description)
- 編目用語, 詞彙
 - ▣ FRBR 與 FRAD 用語
 - ▣ AACR2 的專業用語改成較通俗易懂的用語
- 主要編目規則的改變
 - ▣ 著眼於今日網路環境下系統的多重功能與讀者的需求
 - ▣ 注重書目關係
 - ▣ 注重資料層次性 (作品 – 表現形 – 載體呈現 – 單件)

RDA 因應現代科技

22

- 著重資料單元的獨立性與連結性 (independent data elements and ability to become linked data.)
 - ▣ 每一資料單元均因需獨立存在為著錄原則
 - ▣ 為能應用在語意網 (semantic web)上而編製

Rowling, J. K.

作者

Harry Potter and the chamber of secrets

題名

New York : Arthur A. Levine Books, 1999.

viii, 341 p. : ill. ; 24 cm.

Wizards--Juvenile fiction.

Magic--Juvenile fiction.

RDA 核心資料 (Core Elements)

23

- 組成 RDA 書目紀錄的最基本資料單元
- 反映 FRBR 實體與關係來達到“使用者工作”目標 (user tasks)
- 各編目機構可決定其完整書目紀錄的資料規範 (即：RDA 核心單元外再加其他著錄資料 ...)
- 若書目紀錄只含核心資料, 無法完善支持讀者做書目查詢
- 例：美國會圖書館核心資料 (LC Core)

RDA 核心資料 (Core Elements)

24

正題名 (Title Proper)	出版年 (Date of publication)
著者敘述段 (Statement of responsibility)	叢刊 / 副叢刊題名 (Title proper of series/subseries)
版本段 (Designation of edition)	叢刊 / 副叢刊編次 (Numbering of series/subseries)
修訂版本段 (Designation of a named revision of an edition)	載體呈現辨識碼 (Identifier of manifestation)
期刊卷期年編次 (Numbering of serials)	載體形式 (Carrier type)
第一出版地 (First place of publication)	出版品單位數量 (Extent)
第一出版者 (First publisher)	

常用 AACR2 和 RDA 詞彙

25

AACR2	RDA
主要標目 (Main entry)	首選題名 + 檢索點 (Preferred title + authorized access point)
附加款目 (Added entry)	檢索點 (Access point)
劃一題名 (Uniform title)	首選題名 (Preferred title)
標目 (Heading)	權威檢索點 (Authorized access point)
稽核項 (Physical description)	載體描述 (Carrier description)
主要著錄來源 (Chief source)	首選著錄來源 (Preferred sources)
資源識別標示 (GMD)	內容類形 + 媒體形式 + 載體類型 (content type + media type + carrier type)

用MARC 21 著錄 RDA 紀錄

26

- 為輸入 RDA 紀錄而制定
- 欄位 040 分欄 \$e rda
 - ▣ 例: 040 ## \$a DLC \$c DLC \$d NJT \$e rda
- 紀錄標示 Leader/18 (描述編目形式)
- 多數合併輸入 \$e rda and leader/18 i

遵行 ISBD 標點符號	i
不遵行 ISBD 標點符號	#
遵行 ISBD 標點符號 (分欄結束標點除外)	c
遵行 AACR2 編目規則	a

OCLC RDA 紀錄

27

[OCLC](#) 607987815 No holdings in NJT - 290 other holdings; 8 other IRs

Books		Rec stat	c	Entered	20100419	Replaced	20110609114656.9		
Type	a	ELvl	l	Srce	d	Audn	Ctrl	Lang	eng
BLvl	m	Form		Conf	0	Biog	MRec	Ctry	enk
		Cont	b	GPub		LitF	0	Indx	1
Desc	i	Ills	a	Fest	0	DtSt	s	Dates	2011 ,

010 2010009513

040 BTCTA #b eng #c BTCTA #d YDXCP #d ZGX #d FXR #d UKM #d BKX #d VP@ #d CDX #d OCLCQ #e rda #d NRC #d DEBBG

015 GBB0B3011 #2 bnb

28

RDA vs. AACR2 – 描述部分

RDA 著錄原則

29

- 代表性 (Representation)
 - ▣ 根據在編項目的呈現, 忠實著錄書目資訊 (**take what you see, accept what you get**)
- 正確性 (Accuracy)
 - ▣ 適時註明訛誤資訊

RDA 代表性與正確性

30

□ AACR2

245 14 \$a The qeen [sic] of
hearts / \$c ...

246 3# \$a Queen of hearts

或

245 14 \$a The q[u]een of
hearts / \$c ...

□ RDA

245 14 \$a The qeen of
hearts / \$c ...

246 3# \$i Title should read:
\$a Queen of hearts

RDA 代表性與正確性

31

□ AACR2

250 ## \$a 1st [i.e. 2nd] ed.

250 ## \$a [3rd ed., rev.]

□ RDA

250 ## \$a First edition

500 \$a Edition statement
should read: second edition.

250 ## \$a [Third edition,
revised]

32

RDA 方括號的使用

RDA 方括號的使用

33

- 較 AACR2 少
 - 代表性 (即遵循原文照抄的原則, 補以附註項或其他檢索點)
 - RDA 著錄來源擴及在編資料全部, 僅在資訊來自在編資料外時, 才用方括弧 ([])

RDA 方括號的使用

34

- AACR2
- 245 10 \$a Workshop on Rebuilding Abalone Stocks in British Columbia \$b [proceedings] / \$c ...
- RDA
- 245 10 \$a Workshop on Rebuilding Abalone Stocks in British Columbia / \$c ...

RDA 方括號的使用

35

□ AACR2

245 10 \$a Environmental
data for the eastern North
Pacific and Bering Sea / \$c
[by Edward J. Greger and
Ryan Coatta].

著者敘述來自在編資料, 但
非來自主要著錄來源 (e.g.
書名頁)

□ RDA

245 10 \$a Environmental
data for the eastern North
Pacific and Bering Sea / \$c
by Edward J. Greger and
Ryan Coatta.

著者敘述來自在編資料

RDA 方括號的使用

36

□ AACR2

245 10 \$a 萬曆賓州志 / \$c
[郭棐纂修]. 嘉靖南寧府
志 / [方瑜纂輯]. 萬曆太
平府志 / [蔡迎恩, 甘東陽
纂].

□ RDA

245 10 \$a 萬曆賓州志 / \$c
郭棐纂修. 嘉靖南寧府志
/ 方瑜纂輯. 萬曆太平府
志 / 蔡迎恩, 甘東陽纂.

著者資訊來自在編資料.

RDA 方括號的使用

37

□ AACR2

260 ## \$a Oxford [i.e. New York] : \$b Oxford University Press, \$c 2008.

260 ## \$a London [Ont.] : \$b Environmetrics Press, \$c 1990.

□ RDA

260 ## \$a Oxford : \$b Oxford University Press, \$c 2008.

500 Actually published in New York.

260 ## \$a London : \$b Environmetrics Press, \$c 1990.

500 Published in London, Ontario.

RDA 方括號的使用

38

□ AACR2

260 ## \$a 重慶 [實成都] :
\$b 巴蜀書社, \$c 2000.

□ RDA

260 ## \$a 重慶 : \$b 巴蜀
書社, \$c 2000.

500 ## \$a 出版地實為成
都.

(定常欄應用真實出版地碼)

RDA 方括號的使用

39

□ AACR2

260 ## \$a [Beltsville, Md.?
\$b Agricultural Research
Service, \$c 1997]

260 ## \$a \$a [S.l. : \$b s.n.],
\$c 1966.

□ RDA

260 ## \$a [Beltsville,
Maryland?] \$b [Agricultural
Research Service], \$c
[1997]

每資料單元有分開的方括弧

260 ## \$a \$a [Place of
publication not identified] :
\$b [publisher not identified],
\$c 1966.

40

RDA 關係呈現

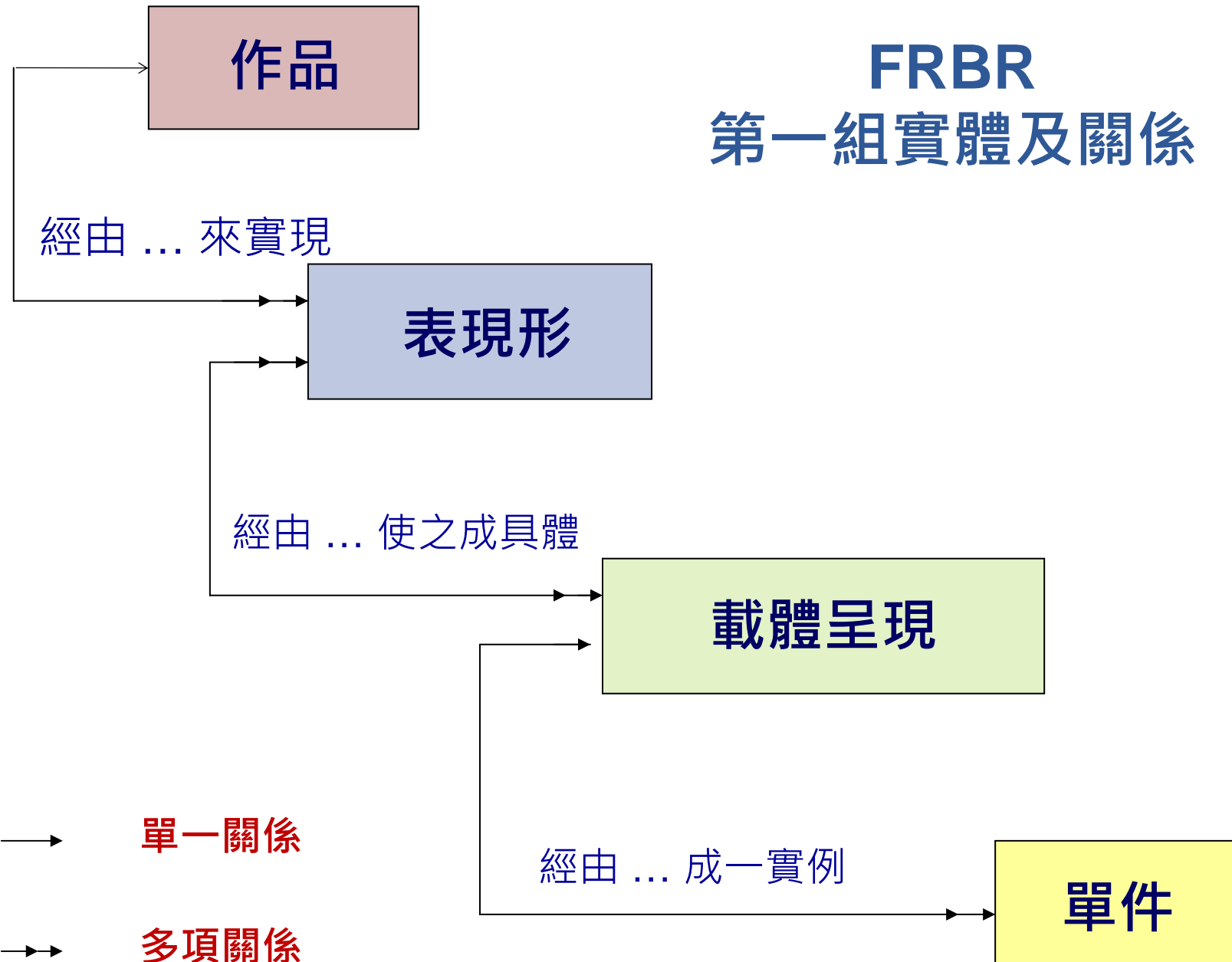
關係 (Relationships)

41

- RDA 建於 FRBR 和 FRAD 架構上, “關係” 極為重要, 包括:
 - 第一組實體間關係 (work-expression-manifestation-item)
 - 第二組與第一組實體間關係 (e.g. person and work)
 - 第二組實體間關係 (權威紀錄)

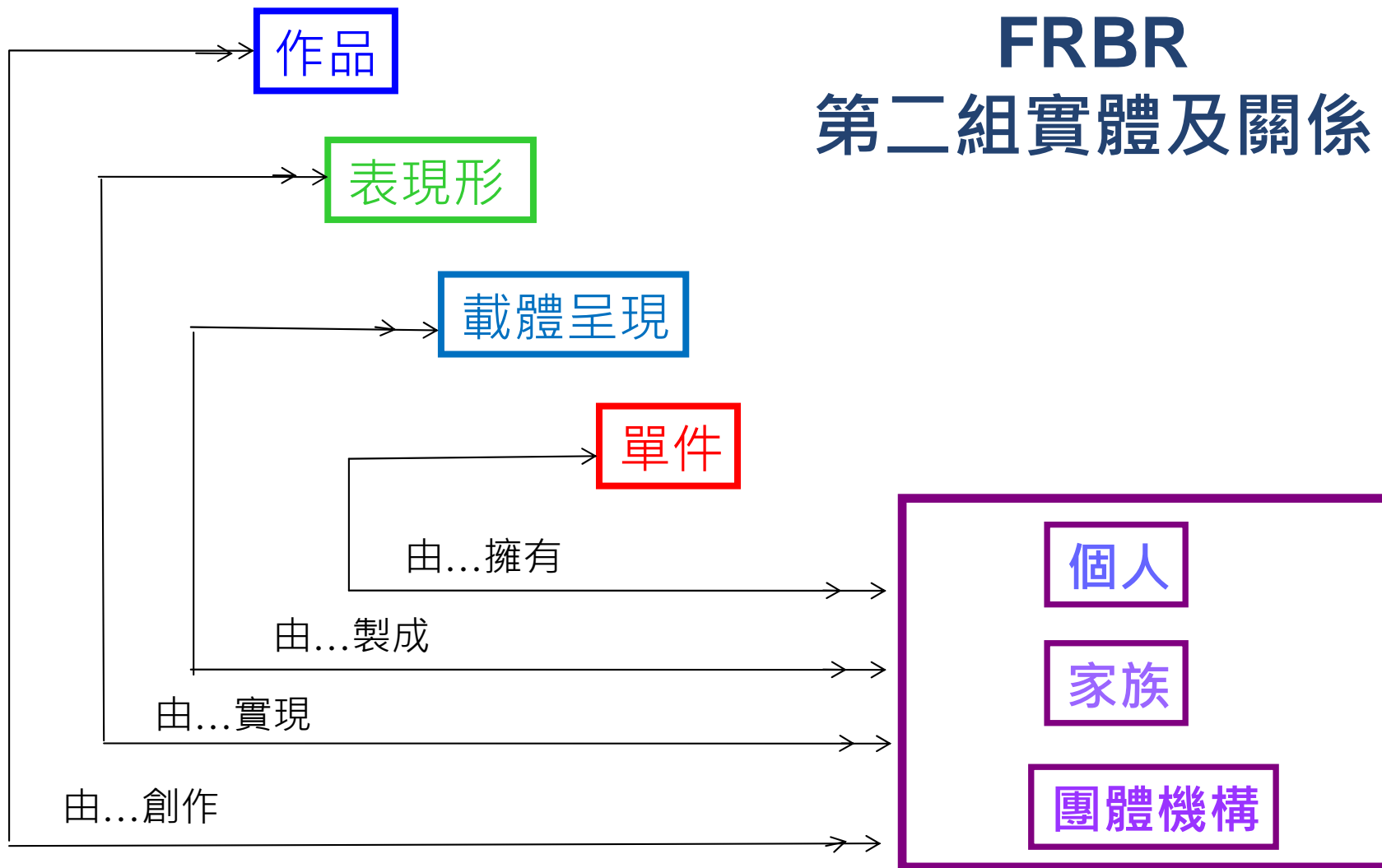
FRBR

第一組實體及關係



FRBR

第二組實體及關係



RDA 著錄關係章節

44

- Ch. 17 : W-E-M-I 間主要關係
- Ch. 18-24 : 個人, 家族和團體與書目資源間關係
- Ch. 24-28 : W-E-M-I 間其他關係
- Ch. 29-32 : 個人, 家族和團體間關係

RDA 關係呈現

45

□ AACR2

700 1# \$a DePaola, Tomie,
\$d 1934- \$e ill.

700 1# Lee, Ang, \$d 1954-
\$4 drt \$4 act \$4 sce

□ RDA

700 1# \$a DePaola, Tomie,
\$d 1934- **\$e illustrator.**
(個人與作品關係)

700 1# Lee, Ang, \$d 1954-
\$4 film director \$4 actor
\$4 screen writer (個人與
作品關係)

RDA 關係呈現

46

□ AACR2

100 1# \$a McCaig, Donald.

245 10 \$a Rhett Butler's
people / \$c Donald
McCaig.

500 Sequel to: Margaret
Mitchell's Gone with the
wind.

700 1# \$a Mitchell,
Margaret, \$d 1900-1949.

* 範例取自 <http://www.library.utoronto.ca/2011/11/17/TS-Preconference>, June 23, 2011

□ RDA

100 1# \$a McCaig, Donald.

\$e author. (個人與作品關係)

245 10 \$a Rhett Butler's
people / \$c Donald
McCaig.

700 1# **\$i Sequel to:** \$a
Mitchell, Margaret, \$d
1900-1949. \$t Gone with
the wind.

(作品與作品關係)

RDA 關係呈現

47

□ AACR2

100 1# \$a羅琳

240 10 \$a Harry Potter and the
prisoner of Azkaban. \$l中文

245 10 \$a 哈利波特 : \$b 阿茲
卡班的逃犯 / \$c J.K. 羅琳
(J.K. Rowling)著 ; 彭倩文譯.

500 ## \$a 譯自: Harry Potter
and the prisoner of Azkaban.

□ RDA

100 1# \$a 羅琳 \$e author

240 10 \$a Harry Potter and the
prisoner of Azkaban. \$l 中文

245 10 \$a 哈利波特 : \$b 阿茲
卡班的逃犯 / \$c J.K. 羅琳
(J.K. Rowling)著 ; 彭倩文譯.

700 \$i 譯自: \$a Rowling, J. K.
\$t Harry Potter and the
prisoner of Azkaban.

(作品與表現形關係)

RDA 附表 I (作品與第二實體關係用語)

48

I.2 Relationship Designators for Persons, Families, and Corporate Bodies Associated with a Work

I.2.1 Relationship Designators for Creators

Record an appropriate term from the list below with the authorized access point or identifier for a creator of a work (see [19.2 RDA](#)). Apply the general guidelines on using relationship designators given under [I.1 RDA](#).

architect A person, family, or corporate body responsible for creating an architectural design, including a pictorial representation intended to show how a building, etc., will look when completed.

landscape architect An architect responsible for creating landscape works.

artist A person, family, or corporate body responsible for creating a work by conceiving, and often implementing, an original graphic design, drawing, painting, etc.

sculptor An artist responsible for creating a three-dimensional work by modeling, carving, or similar technique.

author A person, family, or corporate body responsible for creating a work that is primarily textual in content, regardless

RDA 附表 J (作品與作品間關係用語)

49

J.2 Relationship Designators for Related Works

J.2.1 Related Work Relationships

Record an appropriate term from the lists given under J.2.2–J.2.6 RDA with the identifier, authorized access point, or relationship designator on using relationship designators given under J.1 RDA.

J.2.2 Derivative Work Relationships

based on (work) A work used as the source for a derivative work. *Reciprocal relationship: derivative work based on (work)*

abridgement of (work) A work that has been abridged, i.e., shortened without changing the content or meaning of the original work as (work)

abstract of (work) A work that has been abstracted, i.e., abbreviated in a brief, objective manner

abstracts for (work) A work whose contents have been abstracted by an abstracting and indexing service

adaptation of (work) A work that has been modified for a purpose, use, or medium other than that of the original work

dramatization of (work) A work that has been adapted as a drama. *Reciprocal relationship: dramatization of (work)*

motion picture adaptation of (work) A work that has been adapted as a motion picture. *Reciprocal relationship: motion picture adaptation of (work)*

novelization of (work) A work that has been adapted as a novel. *Reciprocal relationship: novelization of (work)*

radio adaptation of (work) A work that has been adapted as a radio program. *Reciprocal relationship: radio adaptation of (work)*

radio script based on (work) A work that has been adapted as the script for a radio program

(Screen image from the RDA Toolkit (www.rdatoolkit.org) used by permission of the Co-Publishers for RDA (American Library Association, Canadian Library Association, and CILIP: Chartered Institute of Library and Information Professionals), 7/15/2011)

50

資源識別標示 (GMD)

RDA 停止使用資源識別標示 (GMD)

51

- GMD 無法同時表現內容與載體
 - [electronic resource] 可代表電子錄影資料, 但無內容資訊 (串流影片(streaming videos))
 - [soundrecording] 代表錄音資料, 但不知是CD或卡式錄音帶.

RDA 停止使用資源識別標示 (GMD)

52

- RDA 以三資料單元取代 GMD
 - 內容類形 (MARC21 欄位 336)
 - 媒體類型 (MARC21 欄位 337)
 - 載體類型 (MARC21 欄位 338)
 - 固定用語及代碼表
 - 與出版界共同使用 (developed with ONIX community)
 - 仍不清楚如何幫助讀者 (尚無 OPAC 實例可供參考)

RDA 停止使用資源識別標示 (GMD)

53

□ AACR2

245 10 \$a 我不是完美小孩 = \$b
My little perfect world / \$c 幾米.

300 ## \$a 127 p. : \$b chiefly col.
ill. ; \$c 20 cm.

□ RDA

245 10 \$a 我不是完美小孩 = \$b
My little perfect world / \$c 幾米.

300 ## \$a 127 pages : \$b chiefly
color illustration ; \$c 20 cm

336 ## \$a text \$2 rdacontent

337 ## \$a unmediated \$2
rdamedia

338 ## \$a volume \$2 rdacarrier

RDA 停止使用資源識別標示 (GMD)

54

□ AACR2

245 10 \$a 向左走·向右走 卩h
[videorecording] = \$b Turn
left turn right / \$c 银河映像
(香港)有限公司制作;杜
琪峰,韦家辉电影作品,金城
武梁咏琪领衔主演.

□ RDA

245 10 \$a 向左走·向右走 = \$b
Turn left turn right / \$c 银河映像
(香港)有限公司制作;杜琪峰,
韦家辉电影作品,金城武梁咏琪
领衔主演.

336 ## \$a two-dimensional moving image
\$b tdi \$2 rdaccontent

337 ## \$a video \$b v \$2 reamedia

338 ## \$a videodisc \$b vd \$2 rdacarrier

55

RDA 著者敘述

RDA 著者敘述

56

- AACR2 著者敘述若超過三人或團體, 只著錄第一著者. 題名為主要標目.
- RDA 無此限制, 仍以第一著者為主要檢索點
- RDA 著者敘述亦應忠實反映出版品呈現

PEOPLE ON THE MOVE

AN ATLAS OF MIGRATION



Russell King

Richard Black • Michael Collyer • Anthony Fielding • Ronald Skeldon

- Picture taken from UC Press website (<http://www.ucpress.edu/book.php?isbn=9780520261518>) July 10, 2011

RDA 著者敘述

58

□ AACR2

245 00 \$a People on the
move : \$b an atlas of
migration / \$c Russell King ...
[et al.].

700 1# \$a King, Russell, \$d
1945-

□ RDA

100 1# \$a King, Russell, \$d
1945-

245 10 \$a People on the move :
\$b an atlas of migration / \$c
Russell King, Richard Black,
Michael Collyer, Anthony
Fielding, Ronald Skeldon.

OR

100 1# \$a King, Russell, \$d
1945-

245 10 \$a People on the move :
\$b an atlas of migration / \$c
Russell King [and four others].

RDA 著者敘述

59

□ AACR2

245 00 \$a Lasers in medicine
/ edited by Ronald W.
Waynant ; foreword by
Leon Goldman.

245 10 \$a 東北事變四十週
年紀念的意義 / \$c 于斌
著.

□ RDA

245 00 \$a Lasers in medicine /
edited by Ronald W.
Waynant ; foreword by **the
late Dr.** Leon Goldman.

245 10 \$a 東北事變四十週
年紀念的意義 / \$c **總主
教**于斌著.

RDA 著者敘述

60

□ AACR2

245 10 \$a Characters from Dickens : \$b dramatised adaptations / \$c by Barry Campbell.

- 連接著者敘述的詞語代表該作品類型或性質, 視為其他題名資訊.

□ RDA

245 10 \$a Characters from Dickens / \$c dramatised adaptations by Barry Campbell.

- 任何連接著者敘述的詞語均視為著者敘述的一部分.

61

出版項 (Imprint)

RDA 出版項

62

- 出版項包括出版資訊 (publication), 經銷資訊 (distribution), 印製資訊 (manufacture).
- 忠實照錄出版項資訊
 - ▣ 出版地: 包括城市及省或州 (若出版品有此資訊)
 - ▣ 不縮簡資訊, 若在編出版品用縮寫, 則原文照錄例: 260 ## \$a New York, \$b J. J. Wilson Publishing Company ...
非 260 ## \$a New York, \$b Wilson Pub. Co. ...

RDA 出版項

63

- ▣ 出版地, 出版者, 出版年是核心資料 (core element), 必須著錄
- ▣ 若有多重出版地, 第一出版地必須著錄
- ▣ 若不知出版地, 出版者, 則著錄經銷地, 經銷者 (distributor); 若無此資訊, 則著錄印製地, 印製者 (manufacturer). (Core if 的概念)
- ▣ 若無出版項資訊, 可著錄 “Place of publication not identified”, “publisher not identified”

RDA 出版項

64

- 若不知出版年, 得著錄經銷年, 印製年. 若均無, 則著錄版權年
- 若無出版年, 經銷年, 印製年, 則著錄 “Date of publication not identified” + 版權年
- 例:
 - 260 ## \$a New York : \$b Columbia University Press, \$c [date of publication not identified], © 2009.
 - or 260 ## \$a New York : \$b Columbia University Press, \$c [2009]
 - or 260 ## \$a New York : \$b Columbia University Press, \$c [2009?]
 - or 260 ## \$a New York : \$b Columbia University Press, \$c [2009], © 2009.

RDA 出版項

65

- 版權年是美國會圖書館核心資料, LC 必須著錄, 並使用版權標誌 (©). 其他圖書館可自行決定

例:

260 ## \$a Seattle, Washington : \$b Open Hand Publishing Inc., \$a New York, NY : \$b Distributed by The Talman Company, Inc., \$c [1991], ©1991. (定長欄出版年兩碼皆填)

260 ## \$c copyright 2010. (若無法著錄 ©)

RDA 出版項

66

- 美國會圖書館著錄原則: 儘可能提供出版項資訊.

例:

260 ## \$a [Place of publication not identified] : \$b ABC Press, \$c 2008, copyright 2007.

260 ## \$a [New York, NY] : \$b [publisher not identified], \$c 1997.

RDA 出版項

67

- 因應 RDA, MARBI 通過新定義欄位
 - ▣ 欄位 264 (可重覆)
 - ▣ 指標 2
 - 0 – production (生產資訊, 非正式出版品)
 - 1 – publication (出版資訊)
 - 2 – distribution (經銷資訊)
 - 3 – copyright (版權年)
 - 4 – manufacture (製造資訊)
- 欄位 260 仍然有效

欄位 264 的使用

68

264 #1 \$a [Place of publication not identified] : \$b ABC Publishers, \$c 2009.

264 #2 \$a Seattle : \$b Iverson Company (經銷資訊)

264 #1 \$a Fairbanks : \$b University of Alaska Press, \$c [2010]

264 #3 \$c ©2010 (版權年, LC 核心資料)

264 #1 \$a Tucson, Arizona ; \$a Redlands, California : \$b Statistical Research, Inc., \$c [date of publication not identified]

264 #4 \$c 2003 (製造資訊)

69

稽核項 (Extent)

稽核項

- 包括出版品單位數量 (number of units) 與載體類型 (type of carrier) + 插圖 + 廣高尺寸
- 著錄方式與 AACR2 同, 但停止使用縮寫. 若有副單位且立可得知副單位數量, 亦如是著錄例:

423 pages

xiv, 255 pages

1 volume (loose-leaf)

1 volume (unpaged)

1 volume (various pagings)

approximately 600 pages

527, pages, that is, 572

pages

1 online resource (68 pages)

3 microfiches (1 score (118 pages))

稽核項

71

- 載體類形須參考 RDA 3.3.1.3
- 廣高尺寸多數使用公分 (cm), 沒有縮寫句點 (非 *cm.*)
 - 美國會圖書館決定對磁碟的著錄仍用 inch.
 - 例: 12 cm 3 ¾ in. (光碟)
- 插圖用全拼 illustration(s), 插圖類形是選項

著錄載體形式 (RDA 3.3.12)

3.3.1.3 Recording Carrier Type

Record the type of carrier used to convey the content of the resource using one applicable to the resource being described.

Alternative

If the resource being described consists of more than one carrier type, record

a) the carrier type that applies to the predominant part of the resource

or

b) the carrier types that apply to the most substantial parts of the resource

using one or more of the terms listed below, as appropriate.

Audio carriers

audio cartridge

audio cylinder

audio disc

audio roll

audiocassette

audiotape reel

sound-track reel

Computer carriers

(Screen image from the RDA Toolkit (www.rdatoolkit.org) used by permission of the Co-Publishers for RDA (American Library Association, Canadian Library Association, and CILIP: Chartered Institute of Library and Information Professionals)), 7/15/2011)

3.3.1.3 Recording Carrier Type

Audio carriers

- audio cartridge
- audio cylinder
- audio disc
- audio roll
- audiocassette
- audiotape reel
- sound-track reel

Projected image carriers

- film cartridge
- film cassette
- film reel
- film roll
- filmstrip
- filmstrip cartridge
- overhead transparency
- slide

Computer carriers

- computer card
- computer chip cartridge
- computer disc
- computer disc cartridge
- computer tape cartridge
- computer tape cassette
- computer tape reel
- online resource

Unmediated carriers

- card
- flipchart
- object
- roll
- sheet
- volume

Microform carriers

- aperture card
- microfiche
- microfiche cassette
- microfilm cartridge
- microfilm cassette
- microfilm reel
- microfilm roll
- microfilm slip
- microopaque

Video carriers

- video cartridge
- videocassette
- videodisc
- videotape reel

稽核項

74

□ AACR2

300 ## \$a xv, 453 p., [16] p. of plates : \$b ill. (some col.) maps ; \$c 24 cm.

300 ## \$a **ca.** 200 p. : \$b chiefly ill. (some col.) ; \$c 32 cm.

300 ## \$a 1 sound disc (64 min.) : \$b digital, stereo. ; \$c 4 ³/₄ in.

□ RDA

300 ## \$a xv, 453 pages, 16 unnumbered pages of plates : \$b illustrations (some color), maps ; \$c 24 cm

300 ## \$a **approximately** 200 pages : \$b illustrations (some color) ; \$c 32 cm

300 ## \$a 1 audio disc (64 minutes) : \$b digital, stereo. ; \$c 12 cm

300 ## \$a 1 CD (64 minutes) : \$b digital, stereo. ; **\$c 4 ³/₄ in.**

(可用 1 CD, LCPS: 仍可用 in.)

75

RDA vs. AACR2 – 檢索部分

RDA 檢索點的著錄

76

作者超過三人

□ AACR2

245 00 \$a People on the move :
\$b an atlas of migration / \$c
Russell King ... [et al.].

700 1# \$a King, Russell, \$d
1945-

□ RDA

100 1# \$a King, Russell, \$d 1945- \$e
author

245 10 \$a People on the move : \$b an
atlas of migration / \$c Russell King,
Richard Black, Michael Collyer,
Anthony Fielding, Ronald Skeldon.

700 1# \$a Black, Richard \$e author

700 1# \$a Collyer, Michael \$e author

700 1# \$a Fielding, Anthony \$e author

700 1# \$a Skeldon, Ronald \$e author

RDA 檢索點的著錄

77

合刊無合刊題名

□ AACR2

100 10 \$a 施肩吾

245 10 \$a 西山群仙會真記 / 施肩吾. 金蓮正宗記 / 樗櫟. 修真辨難參證 / 劉一明. 道譜源流圖 / 鮑廷博.

700 1# \$a 樗櫟. \$t 金蓮正宗記.

700 1# \$a 劉一明 \$t 修真辨難參證.

700 1# \$a 鮑廷博 \$t 道譜源流圖.

□ RDA

245 00 \$a 西山群仙會真記 / \$c 施肩吾. 金蓮正宗記 / 樗櫟. 修真辨難參證 / 劉一明. 道譜源流圖 / 鮑廷博.

700 1# \$a 施肩吾 \$t 西山群仙會真記.

700 1# \$a 樗櫟. \$t 金蓮正宗記.

700 1# \$a 劉一明 \$t 修真辨難參證.

700 1# \$a 鮑廷博 \$t 道譜源流圖.

RDA 人名

78

□ AACR2

Roberts, John, 1962 Aug. 9-

Roberts, John, ca. 1776-1853

Roberts, John, b. 1880

Roberts, John, Captain
(頭銜)

Roberts, John, Flutist

□ RDA

Roberts, John, 1962 August 9-

Roberts, John, approximately
1776-1853 (不用縮寫)

Roberts, John, born 1880

LCPS: Roberts, John, 1880-

Roberts, John (Soldier)
(職業)

Roberts, John (Flutist)
(活動領域)

RDA 會議名稱

79

□ AACR2

Comparative Canadian
Literature Conference

Jean Piaget Society. Meeting

Expo 86 (Vancouver, B.C.)

Salzburger Festspiele (2008)

□ RDA

Annual Comparative Canadian
Literature Conference (包括會議
舉行頻率用語)

Jean Piaget Society. Annual Meeting

Expo (1986 : Vancouver, B.C.) (會議
舉行年從會議名稱移至修飾詞
內)

Salzburger Festspiele (2008 :
Salzburg, Austria) (會議地點應包
括在修飾詞內, 即使會議名稱提
及開會地點)

RDA 劃一題名

80

□ AACR2

130 0# \$a Aesop's fables. \$l
Polyglot

□ RDA

730 0# \$a Aesop's fables. \$l
English

730 0# \$a Aesop's fables. \$l
Greek

730 0# \$a Aesop's fables. \$l
Spanish

730 0# \$a Aesop's fables. \$l
Latin

多語文資料重覆著錄欄位 730 代表每一語文

RDA 劃一題名

AACR2 25.5C1

100 0_ \$a Euripides.
240 10 \$a Bacchae. \$l Polyglot
245 10 \$a Euripidis “Bacchae” :
\$b graecus textus, latina et
italica e graeco translatio,
criticae animadversiones / \$c
curantibus Cleto Pavanetto,
Laetitia Greco Manghisi.

RDA 6.11.1.4, 17.10,

24.5.1.3

100 0_ \$a Euripides, **\$e author.**
245 10 \$a Euripidis “Bacchae” : \$b
graecus textus, latina et italica e
graeco translatio, criticae
animadversiones / \$c curantibus
Cleto Pavanetto, Laetitia Greco
Manghisi.
**700 02 \$a Euripides. \$t Bacchae.
\$l Greek.**
**700 02 \$a Euripides. \$t Bacchae. \$l
Latin.**
**700 02 \$a Euripides. \$t Bacchae. \$l
Italian. (2nd, 3rd optional)**

*Courtesy of Adam Schiff, OCLC webinar, 7/11

82

RDA 線上工具編目流程 (Toolkit Workflow)

RDA 線上工具編目流程

83

- 記載不同類型資源編目程序
- 用來訓練編目員做 RDA 編目
- 可自創或採用他館並改編為本館適用的流程
- 可自用也可分享 (私有或公開)
- 可連結至適當的 RDA 規則
- 鼓勵各編目機構分享其編目流程, 期編目方式或慣例交流互惠, 並尋求一致性

RDA 線上工具

84

The screenshot shows the RDA Toolkit interface. At the top, there is a dark blue header with the text "RDA TOOLKIT" and "RESOURCE DESCRIPTION & ACCESS" below it. Below the header is a navigation bar with three tabs: "RDA", "TOOLS", and "RESOURCES". The "TOOLS" tab is circled in red. To the left of the main content area is a sidebar menu with the following items: "+ RDA: Element Set View", "+ RDA Mappings", "- Workflows", "+ Mappings", "+ Entity Relationship Diagram (ERD)", and "+ Schemas". Under the "Workflows" section, there are three sub-items: "Create Workflow", "+ Shared Workflows", and "+ Your Workflows". Two red arrows point from the "Workflows" section to the "Create Workflow" and "+ Shared Workflows" sub-items. The main content area on the right contains the following text:

GET STARTED WITH THE RDA TOOLKIT!
It's as easy as . . .

Log in to Your Subscription
If your institution's name is visible in the upper right corner

Create a User Profile
Next, create a User Profile by clicking the "Create" button

Browse or Search
On the RDA tab to the left, click the plus sign to expand and use Advanced Search to search RDA and other documents

Need Assistance?

- Click the "Help" link in the lower left corner to visit the Help page
- Request Support
- For an overview of RDA: Resource Description and Access numbers—view the "Making the Most of RDA Toolkit" page

(*Screen image from the RDA Toolkit (www.rdatoolkit.org) used by permission of the Co-Publishers for RDA (American Library Association, Canadian Library Association, and CILIP: Chartered Institute of Library and Information Professionals)"., 7/15/11)

RDA 線上工具

85

RDA TOOLKIT
RESOURCE DESCRIPTION & ACCESS

RDA TOOLS RESOURCES

- + RDA: Element Set View
- + RDA Mappings
- Workflows
 - Create Workflow
 - Shared Workflows
 - Archival Collections
 - Braille fiction
 - Braille music
 - Cataloging a print serial
 - Courtauld exhibition catalogues
 - Electronic Books workflow
 - Glossarium (Nederlands)
 - GSLIS UIUC Cartographic Resources (Bothmann)
 - LC Staff: Adding Attributes For Persons with Surnames and Given Names
 - LC Staff. Simple Book (MARC)
 - LC Staff. Simple Book
 - LC Staff. Simple Multipart Book (MARC)
 - LC Staff. Simple Multipart Book
 - LC Staff. Transcribing
 - Man's Text of Simple Book

GET STARTED WITH THE RDA TOOLKIT!

It's as easy as . . .

Log in to Your Subscription

If your institution's name is visible in the upper right corner of the window, you can log in to your subscription.

Create a User Profile

Next, create a User Profile by clicking the "Create" button. If you already have a User Profile, you can click the "Edit" button to update your information.

Browse or Search

On the RDA tab to the left, click the plus sign to expand and browse the RDA Element Set. You can also use Advanced Search to search RDA and other documents.

Need Assistance?

- Click the "Help" link in the lower left corner to visit our Quick Start page.
- Request Support
- For an overview of RDA: Resource Description and Access and how to use it, view the "Making the Most of RDA Toolkit's Open Access" page.

(*Screen image from the RDA Toolkit (www.rdatoolkit.org) used by permission of the Co-Publishers for RDA (American Library Association, Canadian Library Association, and CILIP: Chartered Institute of Library and Information Professionals)"., 7/15/11)

LC STAFF: SIMPLE BOOK

Use
Open Book Template
Choose the Preferred Source of Information
Transcribe the Title Proper
Transcribe Other Title Information
Transcribe a Statement of Responsibility Relating to the Title Proper
Record Relationship to Person/Family/Corporate Body Associated with Book
Transcribe an Edition Statement
Record the Publication Statement
 Record a Place of Publication
 Record a Publisher's Name
 Record a Date of Publication
Record a Copyright Date
Record a Series Statement
 Transcribe a Title Proper of Series
 Record Numbering within Series
 Transcribe a Title Proper of Subseries
 Record Numbering within Subseries
 Record ISSN of Series/ISSN of Subseries
Record the Extent of Text
Record Dimensions
Record an Identifier for the Manifestation
Record Supplementary Content
Record Language of the Content
Record Script
Record Summarization of the Content
Record Intended Audience
Record Dissertation or Thesis Information

You may also record other elements, if you think they will help users find, select, or obtain the book

 Transcribe Variant Titles
 Record Other Elements, if you think they are important for identification, selection, or access

(Screen image from the RDA Toolkit (www.rdatoolkit.org) used by permission of the Co-Publishers for RDA (American Library Association, Canadian Library Association, and CILIP: Chartered Institute of Library and Information Professionals), 7/15/2011)

LC STAFF: SIMPLE BOOK (MARC)

Use

Open Book Template

Choose the Preferred Source of Information

008/22, 521: Record Intended Audience

008/35-37, 546: Record Language of the Content, Record Script

020, 024, Etc.: Record an Identifier for the Manifestation

1XX, 7XX: Record the Relationship to a Person, Family, or Corporate Body Associated with the Book

245: Transcribe the Title Proper

245: Transcribe Other Title Information

245: Transcribe a Statement of Responsibility Relating to the Title Proper

250: Transcribe an Edition Statement

260: Record the Publication Statement

260: Record a Place of Publication

260: Record a Publisher's Name

260: Record a Date of Publication

260: Record a Copyright Date

300: Record the Extent of Text

300: Record Dimensions

490: Record a Series Statement

490: Transcribe a Title Proper of Series

490: Record Numbering within Series

490: Transcribe a Title Proper of Subseries

490: Record Numbering within Subseries

490: Record ISSN of Series/ISSN of Subseries

502: Record Dissertation or Thesis Information

504, 500: Record Supplementary Content

520: Record Summarization of the Content

(Screen image from the RDA Toolkit (www.rdatoolkit.org) used by permission of the Co-Publishers for RDA (American Library Association, Canadian Library Association, and CILIP: Chartered Institute of Library and Information Professionals)), 7/15/2011)

RDA 線上工具

88

Use

Open Book Template

Choose the Preferred Source of Information

Transcribe the Title Proper

Transcribe Other Title Information

Transcribe a Statement of Responsibility Relating to the Title Proper

Record Relationship to Person/Family/Corporate Body Associated with Book

Transcribe an Edition Statement

Record the Publication Statement

Record a Place of Publication

Record a Publisher's Name

Record a Date of Publication

LC 編目流程

-- 書

Use

Open Book Template

Choose the Preferred Source of Information

008/22, 521: Record Intended Audience

008/35-37, 546: Record Language of the Content, Record Script

020, 024, Etc.: Record an Identifier for the Manifestation

1XX, 7XX: Record the Relationship to a Person, Family, or Corporate Body

245: Transcribe the Title Proper

245: Transcribe Other Title Information

245: Transcribe a Statement of Responsibility Relating to the Title Proper

250: Transcribe an Edition Statement

260: Record the Publication Statement

260: Record a Place of Publication

LC 編目流程

-- 書 (MARC)

RDA 線上工具

89

Open Book Template: Bibliographic Level (for Mode of Issuance), Media Type, Carrier Type, and Content Type

Begin by opening a new "book*.tem" bibliographic template in the LC ILS cataloging module, so that some required elements are prompted for you. That provides certain RDA core elements: **Issuance** ●, **Media Type** ● (an LC core element), **Carrier Type** ●, and **Content Type** ●.

Choose the Preferred Source of Information

Start with information you find on a **title page** ▼ that identifies the book as a whole ([RDA 2.1.2.2 RDA](#), [RDA 2.2.2.2 RDA](#)).

If there is no title page, start with information you find on (in order of preference): cover, caption, masthead, another source in the book with the title formally presented, another source in the b

If there are multiple title pages or other sources bearing different dates, start with information you find on the one with the latest date ([RDA 2.2.3.2 RDA](#)).

If you have a book with no title page or other source in it providing information necessary to identify the book, start with information you find in (in order of preference): a container not issued a: of the book, any other available source ([RDA 2.2.4 RDA](#)).

Transcribe the Title Proper ●

Transcribe in 245 ☑ the title proper from the **title page** ▼ or other preferred source of information. Include any **alternative title** ▼ (for example, "245 14 \$a The rail and the road waters and quarters thirty miles around London") ([RDA 1.3 RDA](#), [RDA 2.3.2.2 RDA](#), [RDA 2.3.1.4 RDA](#)).

Exception: Do not transcribe introductory words (for example, "Disney presents ..."), if it is clear to you they are not intended to be part of the title ([RDA 2.3.1.6 RDA](#)).

Include any article that is at the beginning of the title proper and set the 245 second indicator to the number of character positions that should be disregarded for sorting and filing purpose" or "245 12 \$a A report". Exception: Set the 245 second indicator to "0" (no nonfiling characters) when sorting and filing should include the initial article (for example, "2 introductory element of generic nouns" or "245 00 \$a 'El Cid' in literary criticism of the 20th century") ([LCPS 2.3.2.7](#)).

(Screen image from the RDA Toolkit (www.rdatoolkit.org) used by permission of the Co-Publishers for RDA (American Library Association, Canadian Library Association, and CILIP: Chartered Institute of Library and Information Professionals), 7/15/2011)

)

RDA 線上工具

90

The screenshot shows the RDA Toolkit website interface. At the top, there is a navigation bar with 'RDA TOOLKIT' and 'RESOURCE DESCRIPTION & ACCESS'. Below this, there are tabs for 'RDA', 'TOOLS', and 'RESOURCES'. The 'RESOURCES' tab is active, and a sidebar on the left lists various RDA resources, including 'RDA 199: Basic Modes and Types', 'RDA 201: Simple Book', and 'RDA 201: Workflow Basics Cheatsheet'. The main content area is titled 'WORKFLOW' and '中文作業流程'. It contains a section titled '如何使用 RDA 編目一本書' (How to Use RDA for Cataloging a Book) with sub-points: '可建立 RDA 內文連結 (RDA Appendix D.2 RDA)' (Can create RDA internal links) and '內文可剪貼自其它外部文件, 也可另存為外部文件' (Internal text can be pasted from other external files or saved as external files). Below this, there is a 'Use' section with a list of RDA rules: 'Open Book Template', 'Choose the Preferred Source of Information', and a list of specific rules: '008/22, 521: Record Intended Audience', '008/35-37, 546: Record Language of the Content, Record Script', '020, 024, Etc.: Record an Identifier for the Manifestation', '1XX, 7XX: Record the Relationship to a Person, Family, or Corporate Body Associated with the Book', '245: Transcribe the Title Proper', '245: Transcribe Other Title Information', '245: Transcribe a Statement of Responsibility Relating to the Title Proper', '250: Transcribe an Edition Statement', '260: Record the Publication Statement', '260: Record a Place of Publication', '260: Record a Publisher's Name', '260: Record a Date of Publication', '260: Record a Copyright Date', and '300: Record the Extent of Text'.

(Screen image from the RDA Toolkit (www.rdatoolkit.org) used by permission of the Co-Publishers for RDA (American Library Association, Canadian Library Association, and CILIP: Chartered Institute of Library and Information Professionals)), 7/15/2011)



RDA 的路，看似很長 ...



RDA | A TOOLKIT
RESOURCE DESCRIPTION & ACCESS

RDA

TOOLS

RESOURCES

RDA Quick Search

Advanced Search

- AACR2

- + Front Matter
- Part I: Description
 - + Introduction
 - + **1: General Rules for Description**
 - + **2: Books, Pamphlets, and Printed Sheets**
 - + **3: Cartographic Materials**
 - + **4: Manuscripts (Including Manuscript Collections)**
 - + **5: Music**
 - + **6: Sound Recordings**
 - + **7: Motion Pictures and Videorecordings**
 - + **8: Graphic Materials**
 - + **9: Electronic Resources**
 - + **10: Three-Dimensional Artefacts and Realia**
 - + **11: Microforms**
 - + **12: Continuing Resources**
 - + **13: Analysis**
- + Part II
- + Appendices

+ **Library of Congress Policy Statements (LCPS)**

+ **Other Resources**

1.1F14. RDA Transcribe a statement of responsibility even if no person or body is named in that statement.

Korean phrases [GMD] / by a group of students with a Korean resource person

Call of love [GMD] / translated from the Danish

... / with a spoken commentary by the artist

A statement of responsibility may include words or phrases that are neither names nor linking words.

... / written by Jobe Hill in 1812

1.1F15. Omit statements found in the chief source of information that neither constitute other title information nor

1.1G Items without a Collective Title

1.1G1. RDA If, in an item lacking a collective title, one work is the predominant part, treat the title of that work as note (see **1.7B18 AACR2**).

1.1G2. If, in an item lacking a collective title, no one work predominates, *either* describe the item as a unit (see **1.1G1**) or as a separately titled work, linking the separate descriptions with notes (see **1.7B21 AACR2**).

1.1G3. RDA If describing the item as a unit, transcribe the titles of the individually titled works in the order in which there is no single chief source of information, in the order in which they appear in the item, treating multiple sources as one (see **1.1G2** and **1.7B21 AACR2**).

Separate the titles of the works by semicolons if the works are all by the same person(s) or emanate from the same source, connecting word or phrase. Follow the title of each work by its parallel title(s) and other title information.

Clock symphony [GMD] : no. 101 ; Surprise symphony : no. 94